

MANISCOPIC

MLT 940 L
120 LSU

- Lifting height : 8.97 m
- Capacity : 4000 kg
- Maximum forward reach : 5.32 m
- Torque convertor
- 4 wheel-drive
- Engine : 123 HP
- Load Sensing Ultra :
150 l/mn - 270 bars
- FRAME LEVELLING 10°/10°


LOAD SENSING ULTRA





MLT 940 L - 120 LSU - TFF 45 MT 1040


 **MANITOU**


MLT 940 L - 120 LSU


 **Lift capacity**4000 kg
 at 500 mm from forks heels
 Tipping load
 at maximum reach1342 kg
 Tear out force with toothed digging bucket
 to ISO 8313 with tilting ram7000 daN


 **Lift height**8.97 m
Times : unladen/loaded (in s)
 Lifting8.4/9
 Lowering6/5.8
 Boom extension9.7/9.9
 Boom retraction8.3/8.2
 Time unladen (in s)
 Crowd3.7
 Dump3.3


 **Tyres**
 15,5/80 - 24 16 PR SGI


 **Forks** (mm)
 Length1200
 Width x thickness125 x 50
 Maximum distance between forks1260
 Carriage rotation142°


 **Multidisc brakes hydraulically assisted on both axles**
Negative parking brake (electro-hydraulic)

 **Perkins engine**
 Turbo 120 : 1104 C - 44 TA4 cylindres 4400 cm³
 Power (ISO TR 14396)123 HP/90.5 kw
 Maximum torque434 Nm at 1400 rpm
 Direct injection
 Water cooling

 **Transmission**Torque convertor
 Electro - hydraulic reversing shift
 4 speeds forward and reverse
 Maximum travel speed33 km/h

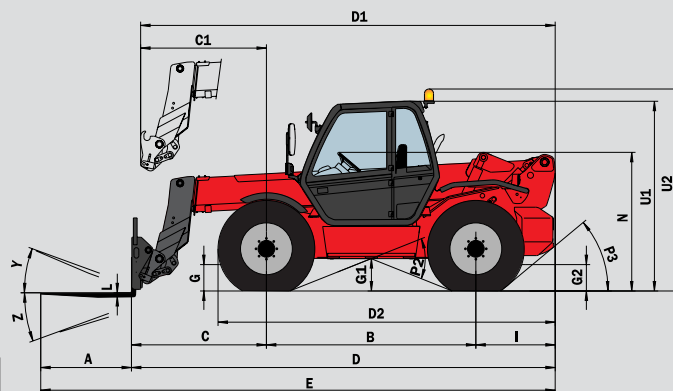
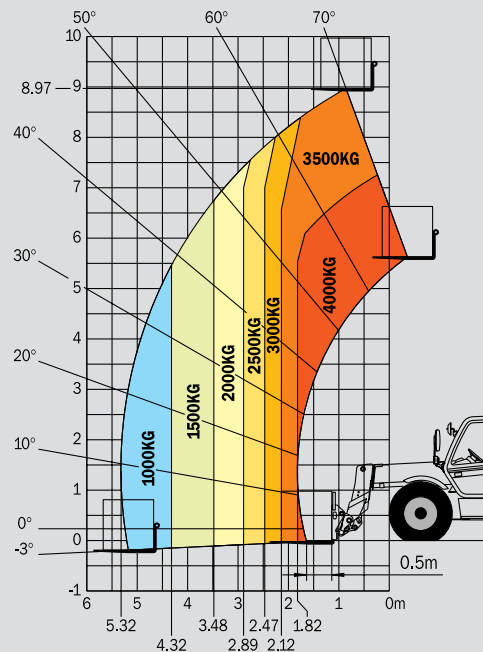
 **Turbo 120 LSU** :150 l./mn - 270 bars
 Load Sensing pump with electronic control
 Electro proportional command monolever
 Flow divider with load sensing device driving and braking

 **Capacities**
 Cooling system18.5 l.
 Engine oil11.5 l.
 Hydraulic oil131 l.
 Transmission oil16 l.
 Fuel tank135 l.

 **Weight unladen** (with forks)8955 kg
Overall width2.39 m
Overall height2.59 m
Turning radius (outside wheels)4.15 m
Overall length5.65 m
Ground clearance0.46 m
Drawbar pull8600 daN

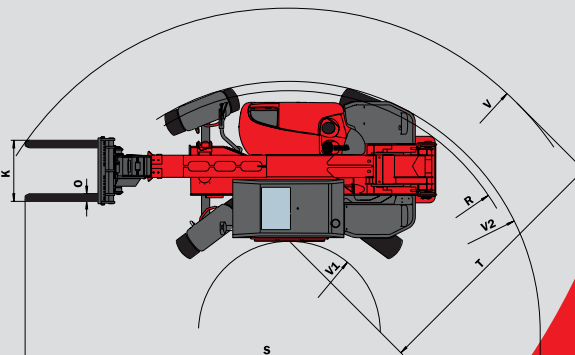
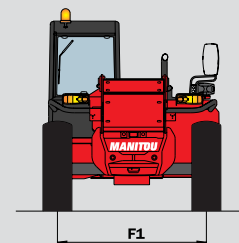
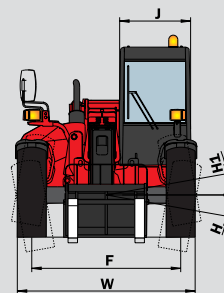
Reach at maximum height : 0,65 m

Under
 EN 1459
 annexe B



MLT 940 L - 120 LSU

A	1200
B	2770
C	1834
C1	1893
D	5654
D1	5713
D2	4420
E	6854
F	1990
F1	1990
G	465
G1	460
G2	465
H	10°
H1	10°
I	1050
J	950
K	1260
L	50
N	1875 - 1925
O	125
P2	43,5°
P3	40°
R	3950
S	8569
T	4037
U1	2590
U2	2770
V	5507
V1	1470
V2	4150
W	2390
Y	12°
Z	130°



This publication in no way constitutes an offer and the company reserves the right to alter specification without prior notice.
 The MANITOU models presented in this brochure can be supplied complete with optional equipment attachments.
 PATENTS FR 93 14367 - EP 0 656 315 - US PENDING

