

MANISCOPIC


MLT 735
120 LSU





- Maximum lifting height : 6.90 m
- Capacity : 3500 kg
- Maximum forward reach : 3.90 m
- Torque convertor


 **MANITOU**


MLT 735 - 120 LSU


 **Lifting capacity**3500 kg
(load centre at 500mm from forks heels)
Tipping load at maximum reach1490 kg


 **Lifting height**6.90 m
Times : unladen / loaded (in s)
Lifting6.7/7.3
Lowering4.8/4.6
Boom extension.....7.1/7.3
Boom retraction.....5.7/5.5
Time unladen (in s)
Crowd.....3
Dump2.3


 **Tyres**
17,5 LR 24 - XM 27

 **Forks** (mm)
Length.....1200
Width X thickness.....125 x 50
Maximum distance between forks.....1260
Carriage rotation.....146°


 **Oil bath multidisc brakes on front and rear axles**

 **Perkins engine**
Turbo 120 : 1104 C - 44 TA4 cyl. - 4400 cm³
Power (ISO/TR 14396)123 HP/90.5 kw
Maximum torque
(ISO/TR 14396) :434 Nm at 1400 rpm
Direct injection
Water cooling

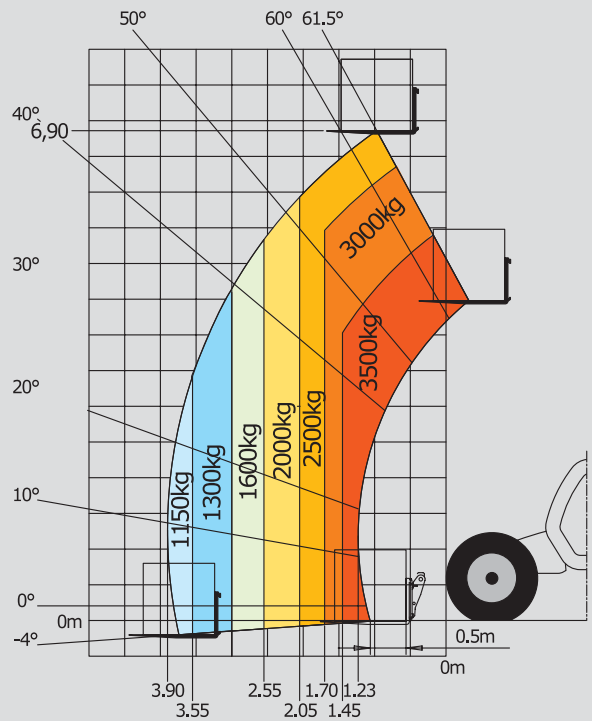
 **Transmission**torque convertor
Number of speeds4/4
Reversing shift.....electrohydraulic
Limited slip differential lock
Max. travel speed :till 40 km/h*
Powershift available for the MLT 735-120 LSU (5/3)

 **Hydraulic**
Turbo 120 LSU150 l./mn - 270 bars
Pistons pump with electronic control
Monolever **J.S.M (Joystick Switch and Move)**
Flow divider with load sensing device driving and braking

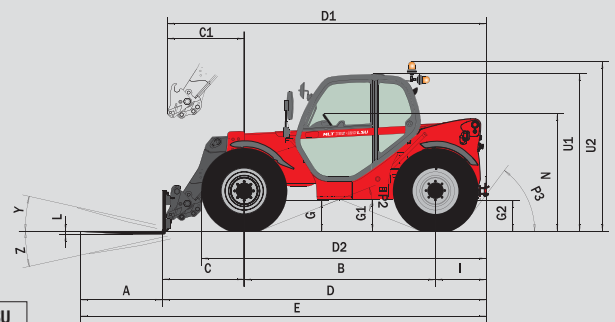
 **Capacities**
Hydraulic oil125 l
Fuel tank120 l

 **Weight unladen** (with forks)6640 kg
Overall height2.30 m
Overall width2.30 m
Overall length (at forks carriage).....4.91 m
Ground clearance0.45 m
Turning radius (outside wheels)3.85 m
Drawbar pull.....8190 daN

Forward reach at maximum height : 1.03 m

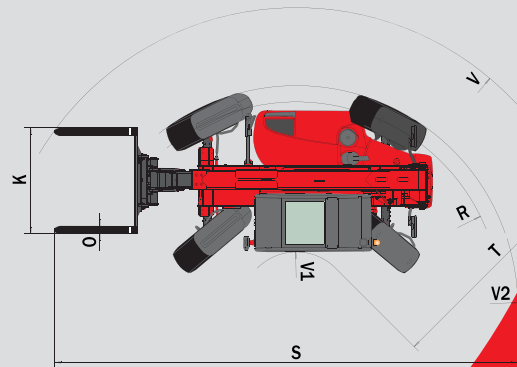
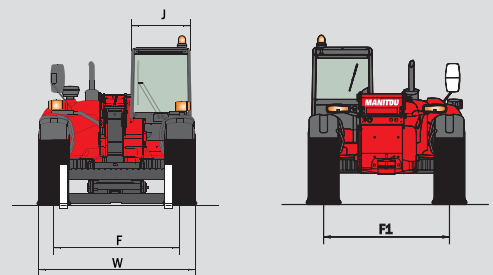


EN 1459 annexe B



MLT 735 - 120 LSU
MLT 735 - 120 LSU PS

A	1200
B	2810
C	1191
C1	1287
D	4790
D1	4886
D2	4199
E	5990
F	1870
F1	1870
G	455
G1	440
G2	440
I	789
J	865
K	1260
L	45
N	1720
O	125
P2	38°
P3	53°
R	3625
S	7649
T	3505
U1	2300
U2	2550
V	4865
V1	1360
V2	3853
W	2300
Y	12,5°
Z	133,7°



mm

This publication in no way constitutes an offer and the company reserves the right to alter specification without prior notice. The MANITOU models presented in this brochure can be supplied complete with optional equipment attachments.

* Depending on models



MANITOU BF SA
B.P. 249 - 44158 Ancenis Cedex - France
Tél. : 33 2 40 09 10 11 / Export Department Fax : 33 2 40 09 10 97
www.manitou.com

700292EN - Doc BE 191 Ind. A

